

Trafalgar Newsletter

4th February 2022

February has arrived and so has LGBTQ+ History Month. Here at Trafalgar we feel it is incredibly important to create an inclusive environment and raise awareness for students to help build a better community for all. Across this month we will be sharing inspirational figures of the LGBTQ community and celebrating their achievements on our social media, along with assemblies and discussions in our community circle time.

Next week our Year 8 RAP meetings will be taking place, tutors will be contacting parents to arrange mutually convenient appointments for these meetings. These are a good opportunity to discuss your child's progress and set targets to help raise their achievement.

Next Thursday is our third Personal Development (PD) Day for students. As with other days, students will be off timetable for the day focusing on different aspects of our core values and taking part in lots of exciting and informative sessions.

Finally, a huge thanks to those who have already completed our survey on Harmful Sexual Behaviour in Schools. If you haven't yet done this, please have your say [here](#).

Take care and stay safe.

Team Trafalgar

Dance Live

Yesterday Team Trafalgar competed in Dance Live 2022 and absolutely smashed it! Our students upheld the values of our school and represented us well in the final performance. We couldn't be more proud of all the students who competed yesterday. Their dedication, passion and enthusiasm was infectious, and their performance had the audience clapping and cheering. The dancers involved pulled together and worked well as a team, making adaptations and changes at the last minute, whilst offering support and guidance to each other. It was amazing to watch them throughout this process and to see how far they have come from beginning to end.

#Dancelive2022 #Performingarts #Dance



Key Dates

2022

Wb 7th February - Year 8 RAP Meetings

Thursday 10th March - Year 9 Options Evening

Wb 14th March - Year 9 RAP Meetings

Reminder about essential equipment:

Please ask students to check their bags before they come to school and make sure they have all essential equipment with them. Due to Covid restrictions, we are still unable to lend out equipment, so please ensure your child has everything they need before they get to school!



@TrafalgarSch

trafalgarschool.org.uk

STEM Club

Trafalgar's Lego STEM Team and Mr Flexman, will be flying the flag for Team Trafalgar at HMS Temeraire this coming Tuesday in the first Lego League Regional Competition.

Please join us in wishing them luck!

#TeamTrafalgar #STEM@Trafalgar

#TrafalgarLego #Trafalgarbot



Community Circles Update

This week our tutor community circles were answering the following 'check out' question:

"Are soul mates a real thing?"

We certainly got some strong views, but also some heartwarming ones. Can you guess how your child answered? How would you answer?



Ask them what their 'check out' question was this week and let's keep that conversation going. #joinin

Class Charts - Guide for Parents

We have changed our way of communicating with parents from sending emails to using 'Class Charts'- a brilliant software where you can receive instant messages, view your child's attendance and behaviour in real time and check many more things such as home learning work.

Every parent will have their own login which links to their child's account. If you need your child's login code, please contact the school either by phone on 02392 693521 or email studentservices@trafalgarschool.org.uk

Class Charts have created a comprehensive guide on how to sign up for and use the service, which can be viewed [here](#).

If you have any issues with signing up to Class Charts, please contact us via the same channels noted above.

Have you
downloaded the
free ClassCharts
Parent app?



Geography Department Update

Threatened Earth!!

Our Year 7 geographers are currently exploring the global issues our planet is facing. Through investigation, discussion and debate, our students are becoming more aware of the impacts human activity is having on our environment. They are exploring the link between mobile phones and mining in the DRC, deforestation and plastic in the ocean.



It is clear that as young geographers they are keen to discuss what is happening and how they can stop it. We recently analysed the poem below and discussed what it means. The last paragraph generated some very passionate ideas about what the future looks like!

Who made a mess of the planet?

*Who made a mess of the planet
and what's that bad smell in the breeze?
Who punched a hole in the ozone
and who took an axe to my trees?*

*Who sprayed the garden with poison
while trying to scare off a fly?
Who streaked the water with oil slicks,
who let my fish choke and die?*

*Who tossed that junk in the river,
and who stained the fresh air with fumes?
Who tore the fields with a digger,
and who blocked my favourite views?*

*Who's going to tidy up later,
and who's going to find what you've lost?
Who's going to say that they're sorry,
and who's going to carry the cost?*

Please do ask them to tell you about the photos!

Mrs Chandler
Head of Geography



Safety Card: Snapchat





Snapchat is used to share photos, messages and short videos and the person sending the photo or video can decide how long their friends can view it for. Content can be customised with filters, text and stickers. If the content is sent directly, it will disappear after it is viewed. Alternatively, if a user uploads content to their Story it will remain visible for 24 hours. Snapchat rules (Terms and Conditions of Service) require you to be 13 or older to use the app.

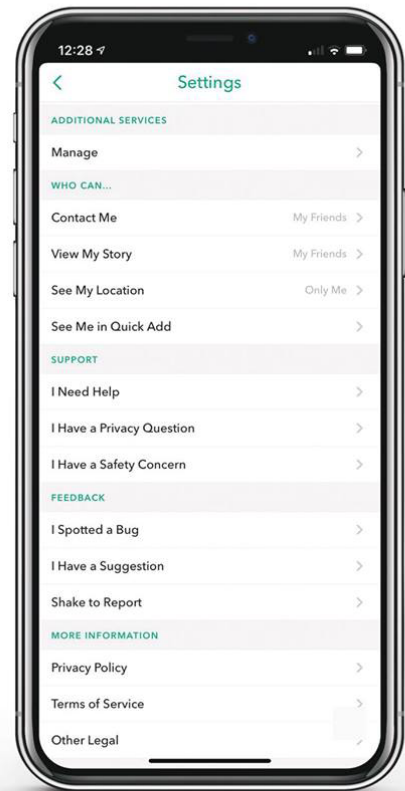


Stay safe on Snapchat using the instructions on **Privacy, Blocking & Reporting** below:

Privacy

Activate Ghost Mode on your Snapchat account:

- Open the app and tap on  in the bottom navigation bar.
- Tap on  in the top right corner.
- Swipe right on **Ghost Mode**.
- This is **Ghost Mode** now activated.




Block

Block a user using these simple instructions;

- Swipe left once you open the app.
- Select the contact you want to block.
- Tap on .
- Tap on **Block**.

Report

Report a user using these simple instructions;

- Swipe left once you open the app.
- Select on the contact you want to report.
- Tap on .
- Tap on **Report**.

For more apps visit;
oursafetycentre.com

